

# 4. OEKO-TEX® MADE IN GREEN

## Label Preparation



[4.1 Article ready for labelling](#)

[4.2 View article supply chain](#)

[4.3 View article status](#)

[4.4 Create label](#)

[4.5 View and edit label's public options](#)

[4.6 Generate label](#)

[4.7 View label details](#)

[4.8 Archive label](#)

[4.9 Trace label](#)

[4.10 Download label artwork](#)

# 4.1 Article Ready for Labelling

A. Label owner receives an email from [info@oeko-tex.com](mailto:info@oeko-tex.com) once:

- The main components have been confirmed by suppliers
- The article fulfills the basic MADE IN GREEN criteria

B. Click 'LABEL YOUR ARTICLE'

Dear MADE IN GREEN customer,

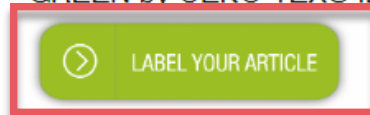
Your article, Acme Hooded Sweatshirt (article number BB ET 2810), fulfills the basic MADE IN GREEN by OEKO-TEX® criteria and is now eligible to be labelled.

1. To ensure transparency and a complete supply chain map, please make sure that all components in the supply chain of Acme Hooded Sweatshirt (article number BB ET 2810) are confirmed. Unconfirmed supplier components are shown in orange and will NOT display on the [oeko-tex.com Label Check](https://oeko-tex.com/Label-Check). You can check this by clicking on the button below:



or in your MADE IN GREEN Dashboard by clicking on “Show supply chain” next to the article name in the article list.

2. Once the supply chain is complete, create the article’s unique MADE IN GREEN by OEKO-TEX® ID.



For further assistance please contact us.



Your OEKO-TEX® member institute

## 4.2 View Article Supply Chain

- A. Log in to [myOEKO-TEX®](#)
- B. Click on company name to navigate to product menu
- C. Click 'MADE IN GREEN'
- D. Click 'Articles / Requests'
- E. View list of defined articles
- F. Select the article ready for labelling
- G. Click 'Show supply chain' to view article supply chain and status

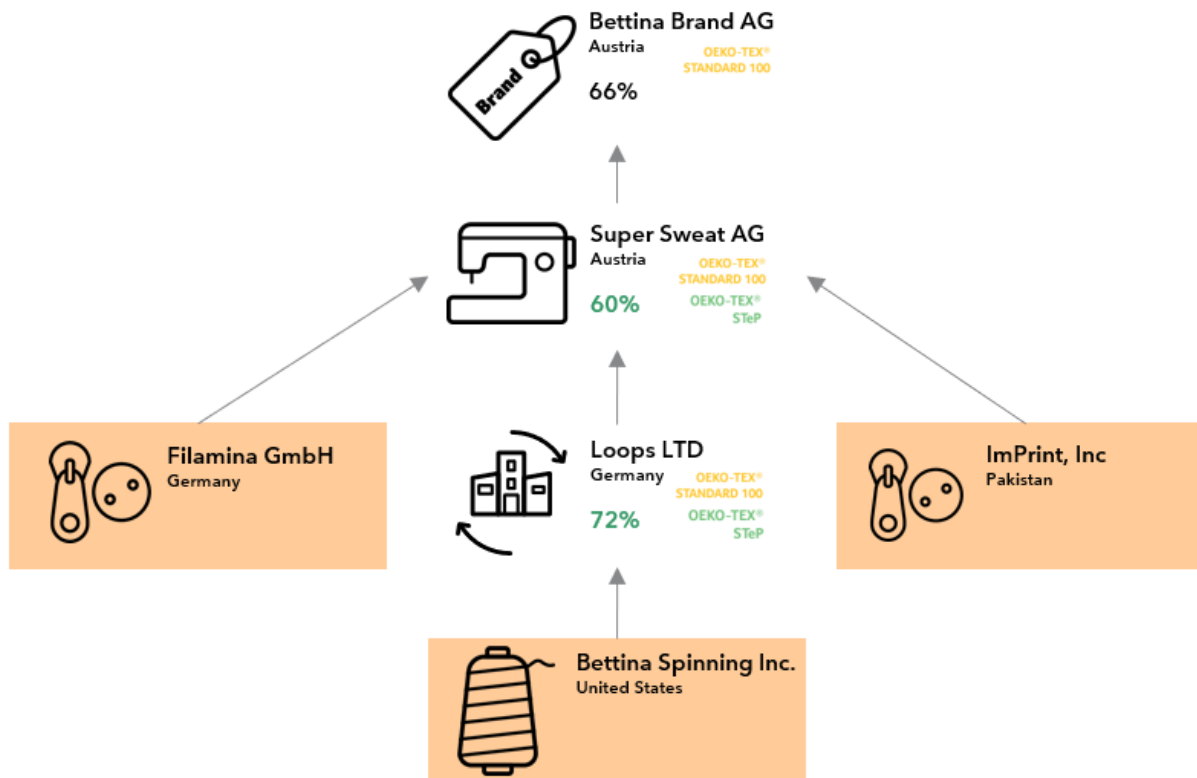
The screenshot shows the myOEKO-TEX® interface. At the top left is the OEKO TEX® logo. To its right is a dropdown menu for 'Bettina Brand AG' (B). Below this is a navigation bar with 'MADE IN GREEN' (C), 'STANDARD 100', 'LEATHER STANDARD', 'STeP', 'DETOX TO ZERO', 'ECO PASSPORT', and 'LABEL EDITOR'. Underneath is a sub-menu with 'Articles / Requests' (D), 'Labels', 'Product lines', and 'Alerts'. The main content area is titled 'Articles' and includes a '+ Add Article' button, a search input 'Enter MIG product ID to re', and '+ Relabel' and 'Export xlsx' buttons. A table lists articles with columns: Article name, Article number, Article internal remark, Submitted, and an action column. The 'Acme Hooded Sweatshirt' (BB ET 2810) is highlighted with a red dashed box (F). Its 'Show supply chain' button is highlighted with a red box (G).

Article name	Article number	Article internal remark	Submitted	
Acme V-Neck Sweatshirt	BB ET 2910	Producer AT/ Fabric Supplier DE		Show supply chain
Acme Hooded Sweatshirt	BB ET 2810	Producer AT/ Fabric Supplier DE		Show supply chain

Supplier tree for article BB ET 2810 ("Acme Hooded Sweatshirt")

 Back

Filters



## 4.2.1 Article Supply Chain Map

**A. Confirmed** supplier components are shown in white and will be displayed when ID is traced via the [oeko-tex.com Label Check](https://www.oeko-tex.com/label-check)

**B. Unconfirmed** supplier components are shown in orange and will NOT display on [oeko-tex.com Label Check](https://www.oeko-tex.com/label-check)

To complete the supply chain, re-send the requests to your suppliers

C. Click 'Back' twice to Article Overview

# 4.3 View Article Status

- A. Select the article for labelling
- B. Click on article name to view article detail
- C. In component details, view 'Request status' to show expiry date of the supplier confirmation
- D. View message at bottom of page 'This article's supply chain fulfills the basic criteria for an OEKO-TEX® MADE IN GREEN label'

**Bettina Brand AG** ▾

---

MADE IN GREEN   STANDARD 100   LEATHER STANDARD   STeP   DETOX TO ZERO   ECO PASSPORT   LABEL EDITOR

---

Articles / Requests   Labels   Product lines   Alerts

---

Articles   [+ Add Article](#)      [+ Relabel](#)   [Export xlsx](#)

Article name	Article number	Article internal remark	Submitted	
<a href="#">Acme Hooded Sweatshirt</a>	BB ET 2810	Producer AT/ Fabric Supplier DE		Show supply chain

Article Details   [← Back](#)

---

<b>Definition</b>	
<b>Article name:</b>	Acme Hooded Sweatshirt
<b>Article number:</b>	BB ET 2810
<b>Article internal remark:</b>	Producer AT/ Fabric Supplier DE
<b>EAN/barcode:</b>	9191919111
<b>STANDARD 100 or LEATHER STANDARD certificate number:</b>	TESTCERT-2-Betti0
<b>Article Description:</b>	Women's hooded sweatshirt made of cotton/ polyester fleece knitted fabric, piece-dyed brushed, available in several colors and sizes.

<b>Components</b>	
▼ Super's Hooded Sweatshirt	<i>Super Sweats AG</i>
<b>Supplier name:</b>	Super Sweats AG
<b>Article/Component name:</b>	Super's Hooded Sweatshirt
<b>Article/Component number:</b>	BR ET 2402
<b>EAN/barcode:</b>	919191919000
<b>Article/Component Description:</b>	Making up of hooded sweatshirt made of cotton/ polyester brushed fleece
<b>Weight:</b>	100 %
<b>Request status:</b>	Accepted until May 9, 2023
<b>Classifications:</b>	<ul style="list-style-type: none"><li>▪ End-user, ready made goods<ul style="list-style-type: none"><li>▪ T-shirts, sweat shirts</li><li>▪ Ladies</li></ul></li></ul>

**This article's supply chain fulfills the basic criteria for a MADE IN GREEN by OEKO-TEX® label.**

# 4.4 Create Label

Once all components are confirmed (supply chain is complete) and supply chain fulfils the basic criteria:

- A. In 'Article Details', Click 'Create Label'
- B. Click 'Ok' to create label number (product ID)

**Bettina Brand AG** ▾

MADE IN GREEN STANDARD 100 LEATHER STANDARD STeP DETOX TO ZERO ECO PASSPORT LABEL EDITOR

Articles / Requests Labels Product lines Alerts

### Article Details

[← Back](#)

Definition

**Article name:** Acme Hooded Sweatshirt  
**Article number:** BB ET 2810  
**Article internal remark:** Producer AT/ Fabric Supplier DE  
**EAN/barcode:** 9191919111  
**STANDARD 100 or LEATHER STANDARD certificate number:** TESTCERT-2-Bettin

**Article Description:** Women's hooded sweatshirt made of cotton/ polyester fleec several colors and sizes.

[Create Label](#) [Copy Article](#) [Request confirmation for all components](#) [Edit Article](#) [Archive Article](#)

This article's supply chain fulfills the basic criteria for a MADE IN GREEN by OEKO-TEX!

### Components

▶ Super's Hooded Sweatshirt *Super Sweats AG*

Do you want to request a label for this article?

This will request a label for this article. You can edit the label's properties before fixating it.

[✕ Cancel](#) [✓ Ok](#)

# 4.5 View and Edit Label's Public Options

- A. In 'Label Details', view new MADE IN GREEN label number/ID and 'Pending' label status for label that is not yet generated
- B. Click the box to 'Anonymize supply chain' to show only the supplier icon and country on oeko-tex.com [Label Check](#)
- C. Click the box to 'Show in buying guide' so consumers and buyers can find your company on oeko-tex.com [Buying Guide](#)

The screenshot shows the 'Labels' page in the Bettina Brand AG system. The page is titled 'Labels' and is part of the 'MADE IN GREEN' section. The 'Labels' tab is highlighted with a red box. Below the navigation bar, there are links for 'Articles / Requests', 'Labels', 'Product lines', and 'Alerts'. The 'Labels' link is highlighted with a red box. The main content area is titled 'Label Details' and includes a 'Back' button. Below this, there is a section for 'MADE IN GREEN by OEKO-TEX® Label' with the following details: Product ID: M24HG1ZU6, Article Name: Acme Hooded Sweatshirt, Article Number: BB ET 2810, Article Internal Remark: Producer AT/ Fabric Supplier DE, and Label Status: Pending. This section is highlighted with a red dashed box and a red circle 'A'. Below this, there is a section for 'Article Definition' and a section for 'Public options'. The 'Public options' section is highlighted with a red box and a red circle 'B'. It contains two options: 'Anonymize supply chain' (unchecked) and 'Show in buying guide' (checked). A red circle 'C' is placed over the 'Show in buying guide' checkbox. Below the 'Public options' section, there is a note: 'These option determine what is displayed on the public website that can be accessed by the link in the QR code.'

Label Details [← Back](#)

MADE IN GREEN by OEKO-TEX® Label

**Product ID:** M24HG1ZU6  
**Article Name:** Acme Hooded Sweatshirt  
**Article Number:** BB ET 2810  
**Article Internal Remark:** Producer AT/ Fabric Supplier DE  
**Label Status:** Pending. This label has not been fixated, yet.

Article Definition

Definition

**Article Description:**  
Women's hooded sweatshirt made of cotton/ polyester fleece knitted fabric, piece-dyed, brushed, available in several colors and sizes.

Upload a picture of the labelled article, maximum file size: 5MB  
We recommend an image resolution of at least 1 megapixel (1200 x 900)  
Allowed formats: GIF, JPG, PNG

[Choose File](#) Product image.JPG

Image Description

[Upload Picture](#)

You may generate this label.

[Generate Label](#)

## 4.5.1 Product Image

- In 'Label Details', check public information (Article name, number, description, colors). Blanks will be missing from oeko-tex.com Label Check
- Upload a picture of the article to appear publicly on oeko-tex.com [Label Check](#). If you use one image for multiple articles, rename the image file for each ID.
- Click 'Upload Picture' (Image will be saved when you 'generate' the label)



# 4.6 Generate Label (Start Validity Year)

- A. In 'Label Details', click 'Generate Label'. Note: After generating the label, it's NOT possible to edit the article's details or supply chain
- B. Select the date to begin one-year label validity - The available dates depend on the criteria-fulfilling certificates in this article's supply chain, specifically the certificate that expires first.
- C. Tick box to agree to terms
- D. Click 'Yes, generate the label'

# 4.7 View Label Details

- A. In 'Label Details', view generated label with 'Valid' label status, article name, MADE IN GREEN label number/product ID, validity date and renewal date
- B. Click 'Download label' to go to the Label Editor
- C. Click 'Show current supply chain' to view this article's supply chain
- D. Click 'Back' twice to Label Overview

Bettina Brand AG ▾

MADE IN GREEN STANDARD 100 LEATHER STANDARD STeP DETOX TO ZERO ECO PASSPORT LABEL EDITOR

Articles / Requests Labels Product lines Alerts

Label Details [← Back](#)

MADE IN GREEN by OEKO-TEX® Label

Product ID:	M24HG1ZU6
Article Name:	Acme Hooded Sweatshirt
Article Number:	BB ET 2810
Article Internal Remark:	Producer AT/ Fabric Supplier DE
Label Status:	Valid
Valid from:	2023-02-01
Expires on:	2024-02-01

This label has already been generated. To download the label artworks in different languages, please click on "Download Label".

[Download label](#)

Label renewal

You can renew the label starting on 2023-11-01.

[Show current supply chain](#)

Articles / Requests **Labels** Product lines AlertsLabels  Show expired labels

Product ID	Article name	Article number	Article internal remark	Validity period	Status	
M24HG1ZU6	Acme Hooded Sweatshirt	BB ET 2810	Producer AT/ Fabric Supplier DE	2023-02-01 - 2024-02-01	VALID	Show supply chain of label
M1SMOF2R3	Hooded Sweatshirt	BB ET 2810		2019-10-30 - 2020-10-29	EXPIRED	Show supply chain of label

Showing items 1 to 2 of a total of 2 items

Export information about MADE IN GREEN by OEKO-TEX® Labels.

- All labels  
 Valid labels  
 Expired labels

- Include article pictures (slower!)  
 Include archived labels



## 4.7.1 View Generated Labels

A. Click 'Labels'

B. View list of generated labels (MADE IN GREEN label #/ID, article name/number, internal remark, validity period, status)

C. Tick box 'Show expired labels' to filter the list

D. Click 'Export xlsx' to download label list in Excel

X. DO NOT click 'Create Label' in this screen - this was already done when you generated the label number

Labels [Create Label](#) Show expired labels [Export xlsx](#)

Product ID	Article name	Article number	Article internal remark	Validity period	Status	
M24HG1ZU6	 Arme Hooded Sweatshirt	BB ET 2810	Producer AT/ Fabric Supplier DE	2023-02-01 - 2024-02-01	VALID	Show supply chain of label
M1SMOF2R3	 Hooded Sweatshirt	BB ET 2810		2019-10-30 - 2020-10-29	EXPIRED	Show supply chain of label

[Clear table filters](#)

Showing items 1 to 2 of a total of 2 items

&lt;&lt; &lt; 1 &gt; &gt;&gt;

## G Statistics

[Scanned labels per label](#)Scans per label [← Back](#)

Label number	Count
M24HG1ZU6	1
M1SMOF2R3	5

## 4.7.2 View Generated Labels

E. Click on 'Show supply chain of label' to view the fixed supply chain status to be displayed on [oeko-tex.com](https://www.oeko-tex.com) [Label Check](#).

F. Click the arrow icon next to the article name to go to its 'Article Details'

G. Scroll down to view the 'Scans per label' statistics for your label number on [oeko-tex.com](https://www.oeko-tex.com) [Label Check](#)

# 4.8 Archive Label

Unused labels can be archived (but not deleted).

- A. View 'Label Details'
- B. Click 'Archive Label'
- C. Click 'Ok'

Archived labels are traceable on the Label Check for five years after the label expires.

Bettina Brand AG ▾

MADE IN GREEN STANDARD 100 LEATHER STANDARD STeP DETOX TO ZERO ECO PASSPORT LABEL EDITOR

Articles / Requests **Labels** Product lines Alerts

**Label Details** ← Back B

MADE IN GREEN by OEKO-TEX® Label

**Product ID:** M1SMOF2R3  
**Article Name:** Hooded Sweatshirt  
**Article Number:** BB ET 2810  
**Article Internal Remark:**  
**Label Status:** Expired. This label has expired.  
**Valid from:** 2019-10-30  
**Expires on:** 2020-10-29

Do you want to archive the label? ✕

This will archive the label. Archiving does not affect the validity of this label. Are you sure you want to do this?

C

Labels [Create Label](#)

Product ID	Article name	Article number
M1SMOF2R3		

Clear table filters

No items found.

A

[Archived Labels](#)

Product ID	Article name	Article number	Validity period	Status
M1SMOF2R3				
M1SMOF2R3	Hooded Sweatshirt	BB ET 2810	2019-10-30 - 2020-10-29	EXPIRED

B

Label Details [← Back](#)

MADE IN GREEN by OEKO-TEX® Label

**Product ID:** M1SMOF2R3  
**Article Name:** Hooded Sweatshirt  
**Article Number:** BB ET 2810  
**Article Internal Remark:**  
**Label Status:** Expired. This label has expired.

C

[Undo archiving of label](#)

Do you want to undo the archiving of the label?

This will move the label back to the label overview list.

[Cancel](#)

D

[Ok](#)

## 4.8.1 Review Archived Label

- In 'Labels', click 'Archived Labels' to view archive list
- Click on label number for details
- To reactivate an archived label, click 'Undo archiving of label'
- Click 'Ok' to move the label back to the active label list

# 4.9 Trace Label

- A. Go to [oeko-tex.com](https://www.oeko-tex.com) [Label Check](#)
- B. Enter an OEKO-TEX® MADE IN GREEN label/ product ID
- C. View product information and supply chain on map
- D. Click on map icons to expand (The amount of info shown here depends on [permission levels](#) and [public options](#))
- E. If your company logo and website are not displayed, [edit your company profile](#) via the [myOEKO-TEX®](#) portal



## OEKO-TEX® Label Check

Want to check an OEKO-TEX® label is official?

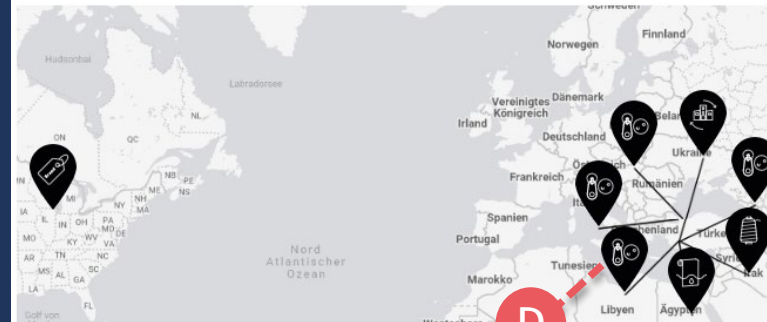
Simply enter its number below. All our label numbers are case sensitive. If your Label Check does not bring up a result, please [contact us](#).



**B**

The product ID is traceable. Take a look.

### Supply Chain




**D**

Germany

Types of operation:

### Your product's information



Acme Hooded Sweatshirt

Women's hooded sweatshirt made of cotton/ polyester fleece knitted fabric, piece-dyed, brushed, available in several colors and sizes.

Article number: BB ET 2810

Colours

Bettina Brand AG  
Street 1  
95701 Bettina City  
USA

<https://www.bettinabrand123.com>

**E**

# 4.10 Download Label Artwork

- A. Click on company name to navigate to product menu
- B. Click 'LABEL EDITOR'
- C. Click 'Design your first label'
  - Select MADE IN GREEN label #/ product ID
  - Select layout options, colors, QR code
- D. Watch short video tutorial
- E. Follow the Labelling Guide

The screenshot shows the website interface for Bettina Brand AG. At the top, the company name 'Bettina Brand AG' is highlighted with a red box and labeled 'A'. Below it, a navigation menu includes 'Certifications & Services', 'Company Profile', 'Product Overview', 'Supplier Management', and 'Statistic'. A secondary menu features 'MADE IN GREEN', 'STANDARD 100', 'LEATHER STANDARD', 'STeP', 'DETOX TO ZERO', 'ECO PASSPORT', and 'LABEL EDITOR', with 'LABEL EDITOR' highlighted by a red box and labeled 'B'. The main heading is 'Your labels', with a breadcrumb 'Label editor' and a search bar 'Search by product ID or certificate number'. Below the search bar, it says '0 of 0 labels displayed'. Three cards are shown: 1) 'Design your first label' with a green plus icon, labeled 'C'; 2) 'Labelling guide' with an OEKO-TEX logo and a link 'View labeling guide ->', labeled 'E'; 3) 'Not sure how to start?' with a video tutorial icon and a link 'Start the video tutorial', labeled 'D'.



**Choose a label type** ×

Labels are used for woven clothing tags and marketing materials, while hangtags are used for physical products only.

Label

Hangtag

← Back

Continue →

↑ > Label editor > Design label

**Products****Please select certificates or MADE IN GREEN labels** 2 selected

For all selected products one common label design will be applied in the next step

Search by product ID or certificate number

Select all

✓ M24HG1ZU6  
Acme Hooded Sweatshirt - BB ET 2810

✓ M21K45515  
Tank Tops Summer 2022 - BB GB 2022

MADE IN GREEN

MADE IN GREEN

STANDARD 100

ECO PASSPORT

STeP

LEATHER

← Your labels

1 Products

2 Layout

3 Export

E

Next →

# 4.10.1 Label Editor - Product

A. Choose type: 'Label' or 'Hangtag'

B. Click 'Continue'

C. Filter by type of OEKO-TEX® certification or MADE IN GREEN label

D. Select the VALID label number(s)/ product ID(s) to create


E. Click 'Next'

## Layout

### Select label orientation

Do you need a landscape or portrait label?

A



### Select a template

I am creating a label for products sold in the European Union ⓘ

B

C



D

← Previous

✓ Products

2 Layout

3 Export

Next →

# 4.10.2 Label Editor - Layout

A. Select 'Vertical' or 'Horizontal' orientation

B. For EU legal compliance, Select: 'I am creating a label for products sold in the European Union' (This adds “oeko-tex.com” that is required in the EU)

C. Select a label template

D. Click 'Next'

## Export

### Select color schemes

Select one or more color schemes. These will be applied to each label.

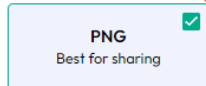
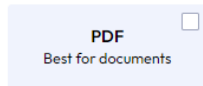
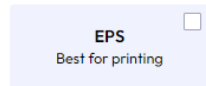
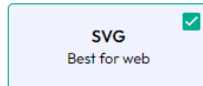
Select all

**A**

### Select file formats

Select one or more file formats. These will be applied to each label.

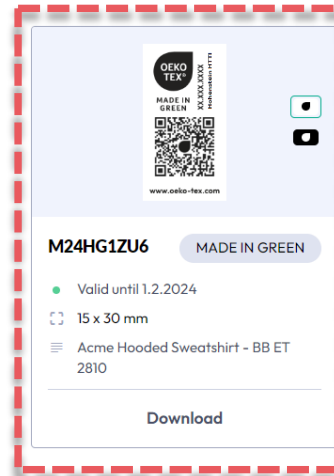
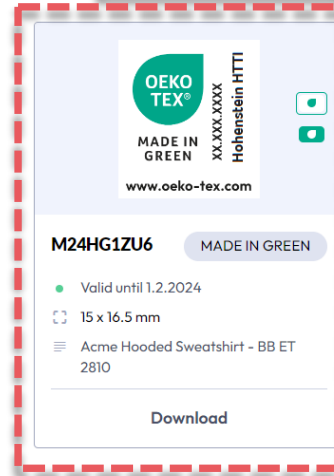
Select all

**B**[← Previous](#) Products Layout 3 Export**C**  

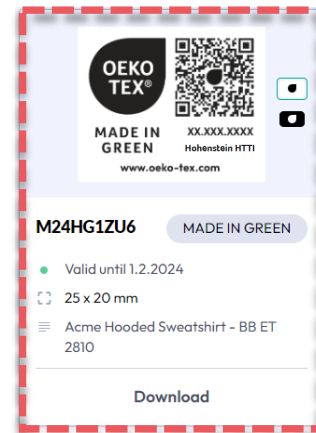
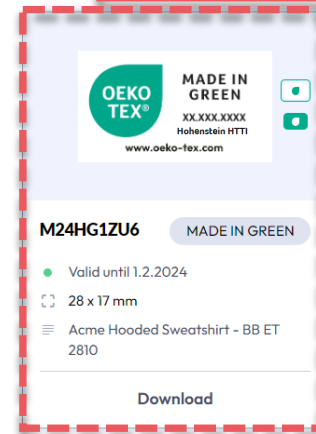
## 4.10.3 Label Editor - Export

- Select the label color(s)
- Select file format(s)  
(svg, eps, pdf, png)
- Click 'Export' to download a zip file of your label(s)  
(If you didn't select a location for the download, check your 'Downloads' folder.)

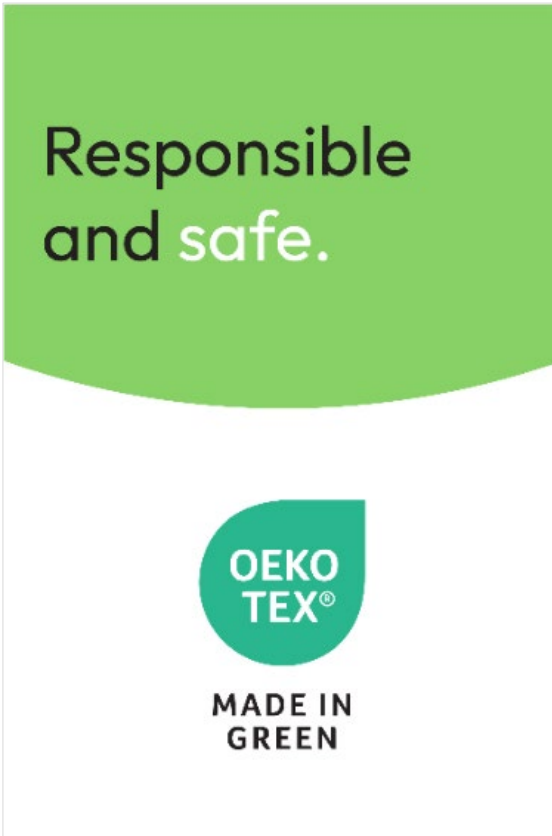
Please refer to the [Labelling Guide](#) for correct usage



# 4.10.4 Example Vertical Layouts



# 4.10.5 Example Horizontal Layouts

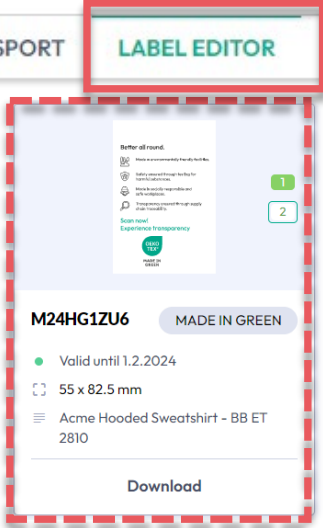


**Better all round.**

- Made in environmentally friendly facilities.
- Safety ensured through testing for harmful substances.
- Made in socially responsible and safe workplaces.
- Transparency ensured through supply chain traceability.

**Scan now!**  
Experience transparency

**MADE IN GREEN** M24HG1ZU6  
Hohenstein HTTI



# 4.10.6 Example Hang Tag

# MADE IN GREEN Links

## Technical Manuals

1. [Application](#)
2. [Connection](#)
3. [Article definition](#)
4. [Label preparation](#)
5. [Label renewal](#)
6. [Relabel](#)
7. [Advertising label](#)

## **B2B**

- [Standard / DE / ZH](#)
- [Implementation Examples](#)
- [myOEKO-TEX® Login](#)
- [myOEKO-TEX® Quickstart Guide / ES](#)
- [Infosheet / DE](#)
- [OEKO-TEX® Buying Guide](#)
- [Labelling Guide / ES / ZH](#)

**Questions?**

[mig@hohenstein.com](mailto:mig@hohenstein.com)

## **B2C**

- [OEKO-TEX® Label Check](#)
- [Guide: Label Check / ES](#)
- [OEKO-TEX® Buying Guide](#)



HOHENSTEIN